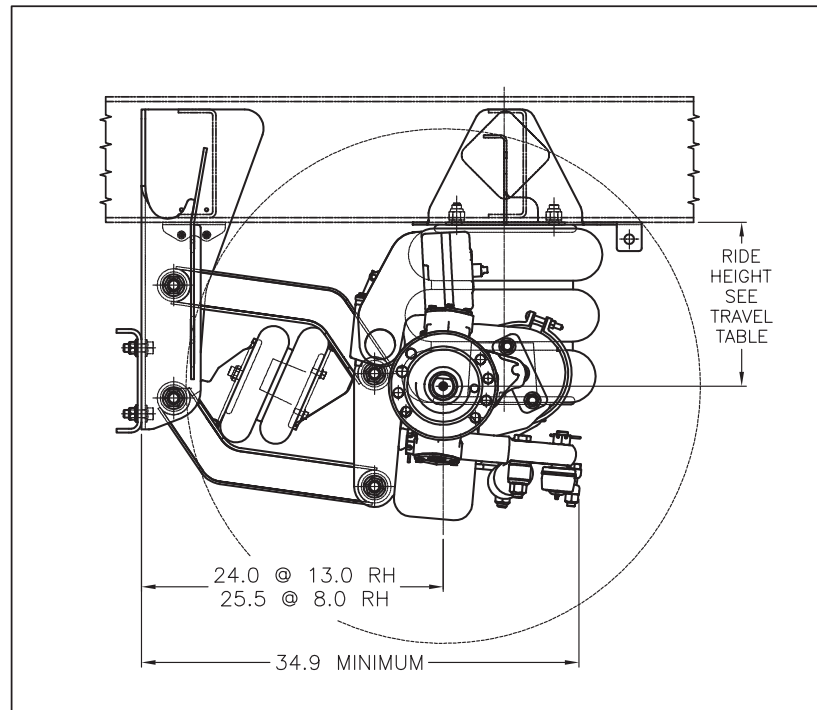


# Compact Mounting Envelope



## TRAVEL TABLE


RIDE HEIGHT	NO SPACER		2" SPACER	
	UP	DOWN	UP	DOWN
8.00	4.5	8.0	-	-
8.50	5.0	7.5	-	-
9.00	5.5	7.0	-	-
9.50	6.0	6.5	-	-
10.0	6.5	6.0	4.5	8.0
10.50	7.0	5.5	5.0	7.5
11.00	7.5	5.0	5.5	7.0
11.50	8.0	4.5	6.0	6.5
12.00	8.5	4.0	6.5	6.0
12.50	9.0	3.5	7.0	5.5
13.00	9.5	3.0	7.5	5.0
13.50	-		8.0	4.5
14.00	-		8.5	4.0
14.50	-		9.0	3.5
15.00	-		9.5	3.0

**RIDEWELL  
SUSPENSIONS**

# RSS-233 20K Truck

## Self-Steering Auxiliary Axle Suspension

*Lightweight Without Sacrificing Durability*



**RSS-233**  
20,000 lb Capacity

*12.5" total travel, maximum of 9.5" lift*

*26 degree wheel cut*

*8" - 15" ride height*

*Best-in-class mounting envelope*

*Kaiser™ kingpin option*

*Disc brake and roll-off configurations available*

*Offset control arms for improved lateral stability*


*Forged one-piece steer knuckles*

*SPIF approved in Canada*

*5 year limited warranty*



# RSS-233 20K Auxiliary Steerable Lift Axle



## Adjustable Frame Width


Adjustable to the following frame widths:

- 33.5"
- 34.0"
- 34.5"
- 35.0"

## Optional Pre-Plumbed Air Tank



Simplifies and decreases installation time.

*Complies with FMVSS121 Brake Requirements.  
Truck version shown.*



## Dual Draw Key Kingpin Design

Design fully captures the kingpin within the axle end for longer service life and less downtime.



## Standard Air Spring Mount

Works with or without a spacer kit.

## Steer Locks

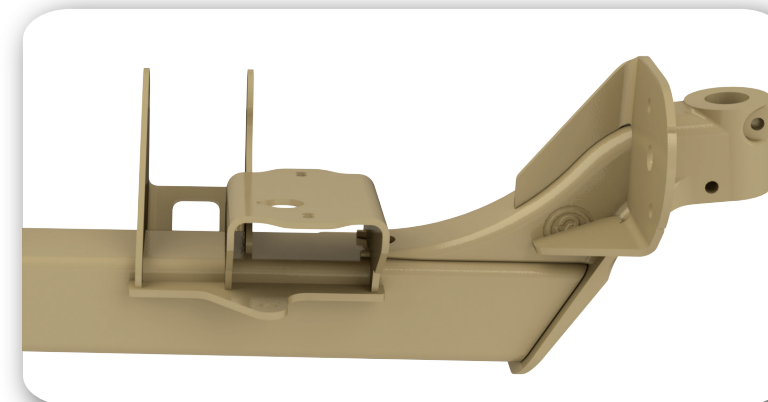
Unique design positively locks both wheel ends in the straight position. Can be activated at any wheel-angle position.

## Steer Knuckles

Forged one-piece steer knuckles. Industry standard wheel end parts for simple replacement.

## Industry Standard Tie Rod

Traditional tie rod tube keeps wheel ends in alignment, extending tire life.



## Fully Cast Axle Ends

Durable design adds strength to the critical axle transition area.